



3mm Infrared LED

MODEL NO : _____ IR264 _____

■ Features :

- High radiant intensity
- Peak wavelength $\lambda_p=940\text{nm}$
- View angle 40°
- High reliability

■ Description :

- EVERLIGHT's Infrared Emitting Diode (IR264) is a high intensity diode, molded in a blue transparent plastic package.

The device is spectrally matched with phototransistor, photodiode and infrared receiver module.

■ Applications :

- Free air transmission system
- Optoelectronic switch
- Infrared remote control units with high power requirement

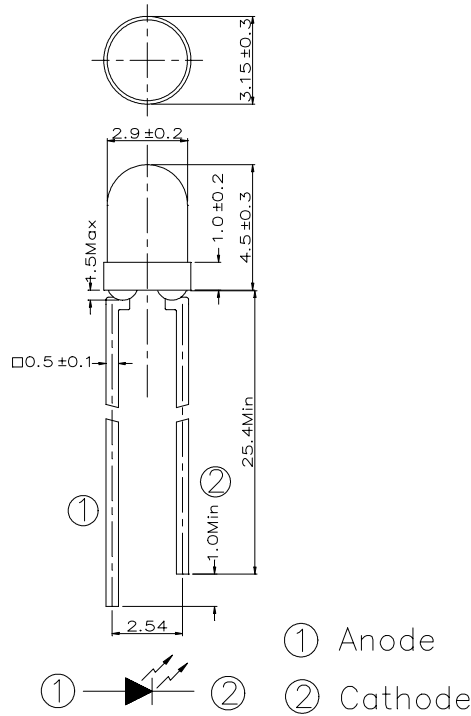
PART NO.	CHIP	LENS COLOR
	MATERIAL	
IR	GaAlAs	Blue



3mm Infrared LED

MODEL NO : _____ IR264 _____

■ Package Dimension :



■ Notes :

1. All dimensions are in millimeter.
2. Protruded resin under flange 1.5 mm Max.
3. Lead spacing is measured where the lead emerge from the package.
4. Lens color : Blue transparent.
5. Above specification may be changed without notice. EVERLIGHT will reserve authority on material change for above specification.
6. These specification sheets include materials protected under copyright of EVERLIGHT corporation . Please don't reproduce or cause anyone to reproduce them without EVERLIGHT's consent.
7. When using this product , please observe the absolute maximum ratings and the instructions for use outlined in these specification sheets. EVERIGHT assumes no responsibility for any damage resulting from use of the product which does not comply with the absolute maximum ratings and the instructions included in these specification sheets.



3mm Infrared LED

MODEL NO : IR264

■ Absolute Maximum Ratings at T_A = 25°C

Parameter	Symbol	Rating	Unit	Notice
Continuous Forward Current	I _F	50	mA	
Peak Forward Current Pulse width=100 μs,Duty cycle=1%	I _{FP}	1.0	A	
Reverse Voltage	V _R	5	V	
Operating Temperature	Topr	-40 ~ +85	°C	
Storage Temperature	Tstg	-40 ~ +85	°C	
Soldering Temperature	Tsol	260	°C	4mm from mold body less than 5 seconds
Power Dissipation at(or below) 25°C Free Air Temperature	Pd	100	mW	

■ Electronic Optical Characteristics :

Parameter	Symbol	Min.	Typ.	Max.	Unit	Condition
Radiant Intensity	Ee	4.0	5.6	----	mW/sr	I _F =20mA
		----	30	----		I _F =100mA,tp=100 μs, t _p /T=0.01
		----	300	----		I _F =1A,tp=100 μs, t _p /T=0.01
Peak Wavelength	λ _P	----	940	----	nm	I _F =20mA
Spectral Bandwidth	Δλ	----	45	----	nm	I _F =20mA
Forward Voltage	V _F	----	1.2	1.5	V	I _F =20mA
		----	1.4	1.85		I _F =100mA,tp=100 μs, t _p /T=0.01
		----	2.6	4.0		I _F =1A,tp=100 μs, t _p /T=0.01
Reverse Current	I _R	----	----	10	μA	V _R =5V
View Angle	2θ1/2	----	40	----	deg	I _F =20mA



3mm Infrared LED

MODEL NO : IR264

■ Typical Electrical/Optical/Characteristics Curves

Fig. 1 Forward Current vs. Ambient Temperature

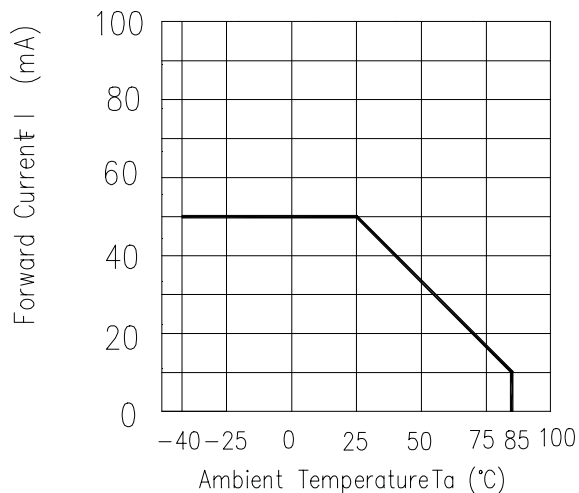


Fig. 2 Spectral Distribution

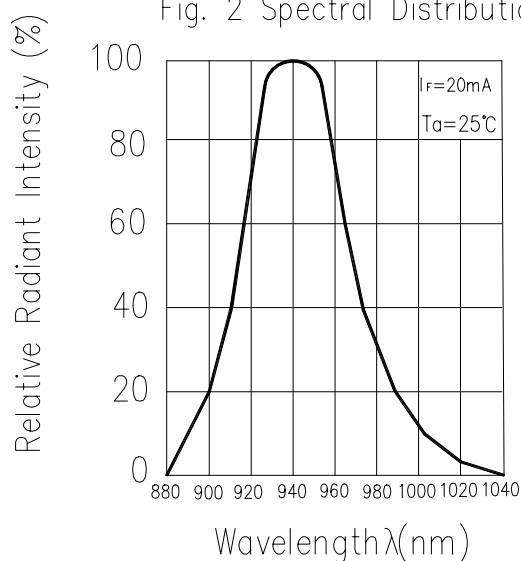


Fig. 3 Peak Emission Wavelength vs. Ambient Temperature

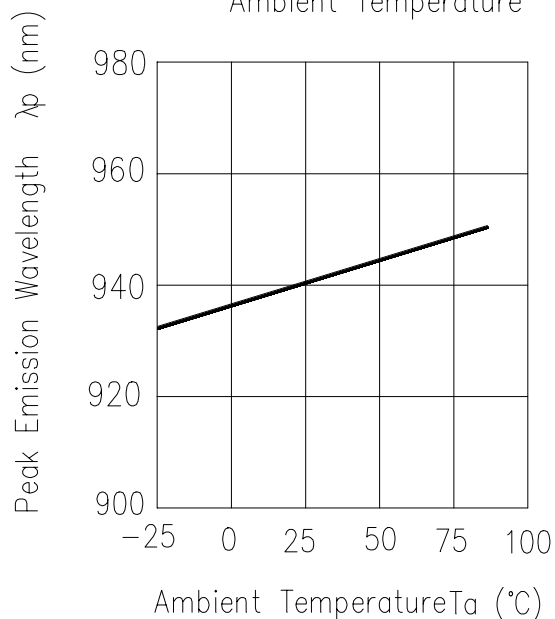
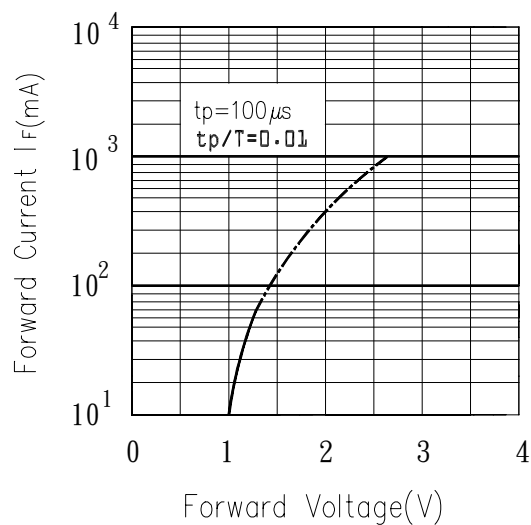


Fig. 4 Forward Current vs. Forward Voltage





3mm Infrared LED

MODEL NO : IR264

■ Typical Electrical/Optical/Characteristics Curves

Fig. 5 Relative Intensity vs. Forward Current

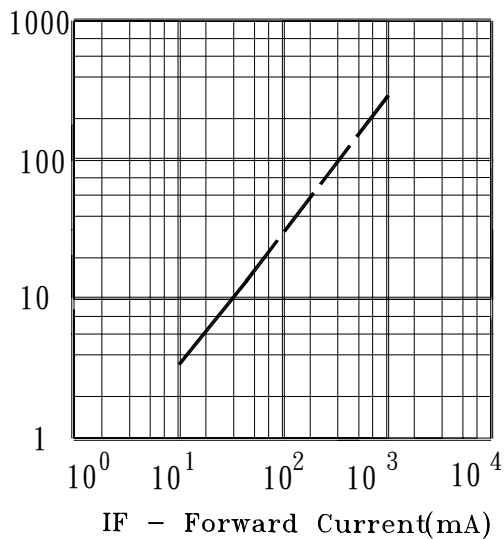


Fig. 6 Relative Radiant Intensity vs. Angular Displacement

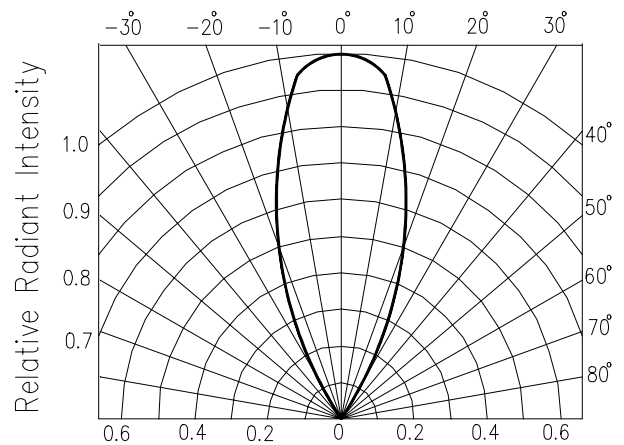


Fig. 7 Relative Intensity vs. Ambient Temperature (°C)

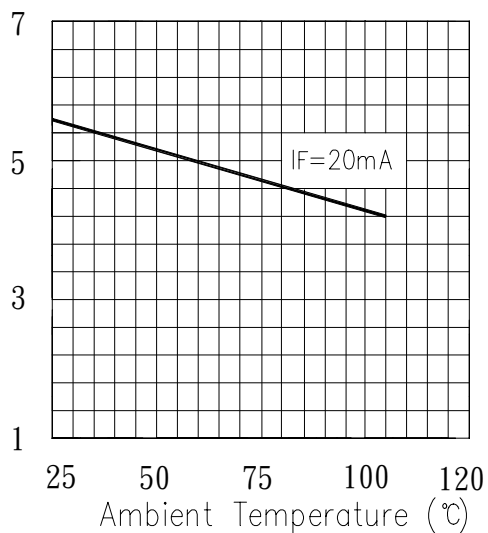
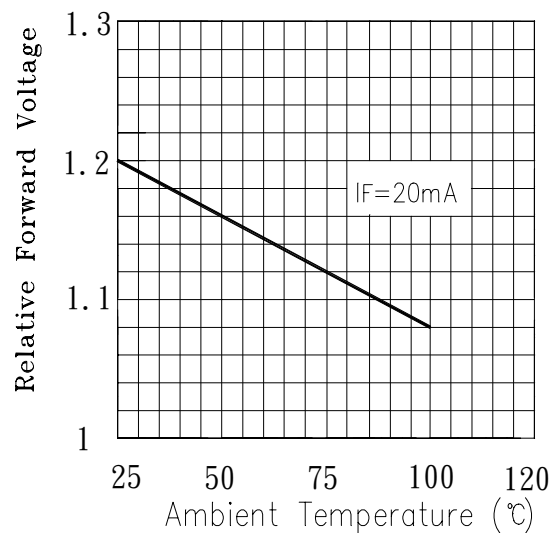


Fig. 8 Forward Current vs. Ambient Temperature (°C)





EVERLIGHT ELECTRONICS CO., LTD.

DEVICE NUMBER : DIR-026-158 REV : 1.0
 ECN : _____ PAGE : 6/8

3mm Infrared LED


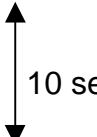
MODEL NO : IR264

■ Reliability Test Item And Condition

The reliability of products shall be satisfied with items listed below.

Confidence level:90%

LTPD:10%

NO.	Item	Test Conditions	Test Hours/ Cycle	Sample Size	Failure Judgement Criteria	Ac/Re
1	Solder Heat	TEMP : 260°C ± 5 °C	5 sec	22 PCs		0/1
2	Temperature Cycle	H : +85°C 30 min  L : -55°C 30 min	50 cycle	22 PCs	$I_R \geq U \times 2$ $E_e \leq L \times 0.8$ $V_F \geq U \times 1.2$	0/1
3	Thermal Shock	H : +100°C 5 min  L : -10°C 30 min	50 cycle	22 PCs	U :Upper specification limit L :Lower specification limit	0/1
4	High Temperature Storage	TEMP. : +100°C	1000 hrs	22 PCs		0/1
5	Low Temperature Storage	TEMP. : -55°C	1000 hrs	22 PCs		0/1
6	DC Operating Life	$I_F=20\text{mA}$	1000 hrs	22 PCs		0/1
7	High Temperature / High Humidity	85°C / 85% R.H.	1000 hrs	22 PCs		0/1



3mm Infrared LED

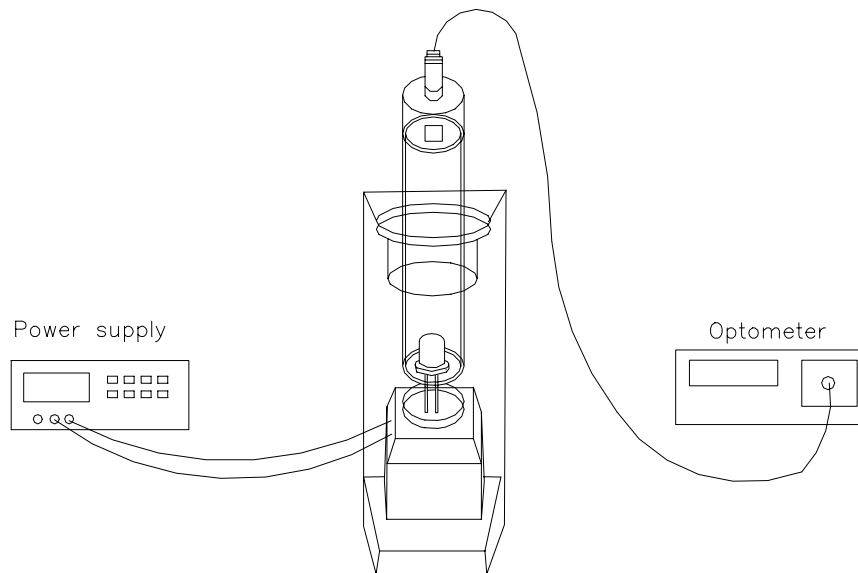
MODEL NO : IR264

■ Test Method For Power :

Condition : $I_F=20$ mA

Test Item : Radiant Intensity

Unit : mW/sr



■ To Distinguish Intensity:

Condition: $I_F=20$ mA

Bin Number	K	L	M
Min	4.00	5.60	7.80
Max	6.40	8.90	12.50

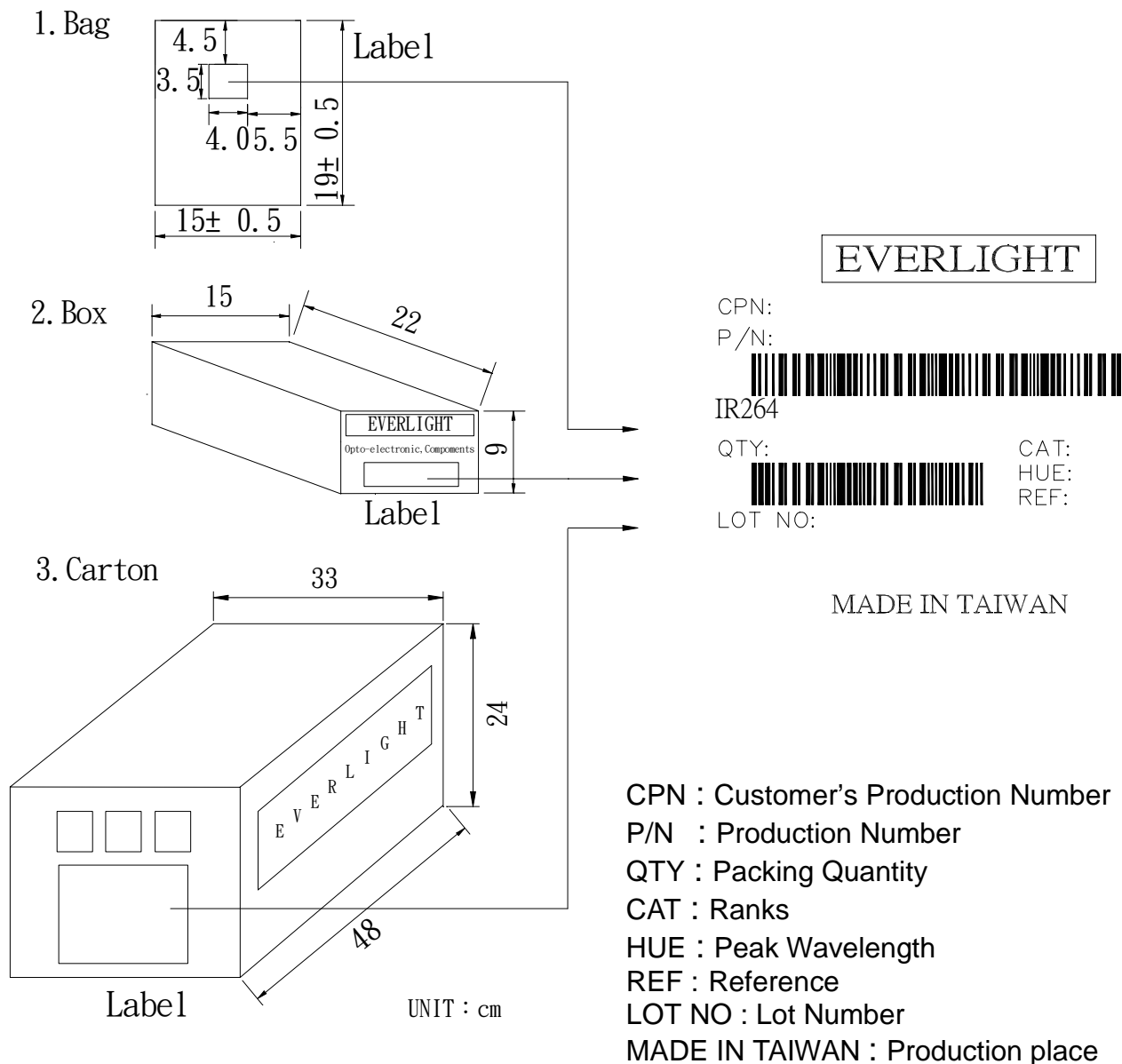


DEVICE NUMBER : DIR-026-158 REV : 1.0
ECN : _____ PAGE : 8/8

3mm Infrared LED

MODEL NO : IR264

■ Packing Specifications



■ Packing Quantity Specification

1. 1000 Pcs/1Bag , 4 Bags/1Box
2. 10 Boxes/1Carton